



Internet Safety


By The Microsoft Dream Space Ambassadors

Introduction

Internet Safety Day this year is on the 6th of February. This years topic is 'Tech in our World'.

Today we'll be covering the following topics.

- Passwords
- How to stay safe while gaming online
- Fake News and Deep Fakes.
- What to do when you see something nasty online
- How to stay safe in the internet.



How to Stay Safe While Gaming Online?

Playing Games online can be really fun, but you have to be careful when playing online. Here are some things you need to remember.

- Never use your real name as your username.
- Never friend people you don't know.
- Make sure the game is age appropriate.
- Make sure your parents know what your playing.



Passwords

Strong passwords are one of the most important ways to keep safe online.

When making a password...

Example: Vegetables - V£geT@b!es

The Password “Vegetable” can easily be turned into a stronger password.


*Make sure your passwords
are things you can remember!*



Passwords

It is not a smart idea to use the word 'Password' as your password!

- *Date of birth*
- *Your name*
- *The year of your birth*
- *The name of your school*



Remember, try not to use the same password for multiple things!

How to be Safe on the Internet

- Make sure not to share any personal information on the Internet such as your full name, address, telephone number, school name, revolut details etc.
- If you get a scary or threatening messages, you should always tell an adult straight away
- Do not click on any emails or pop-ups you are not sure about as they may be fake or scams
- Only use sites that you know are safe (check with your parents / guardian first to be sure)
- Make sure to obey age restrictions where they apply




What To Do If

What do you do when you see something inappropriate or nasty online?

-Tell

-Block

-Report



Fake News



- what is fake news?
- Here are some tricks to know if news are fake ...



Deep Fakes

- what is a deep fake?
- Here are some tricks to find out if an image is a deep fake ...



Deep fake



Find the deep fake

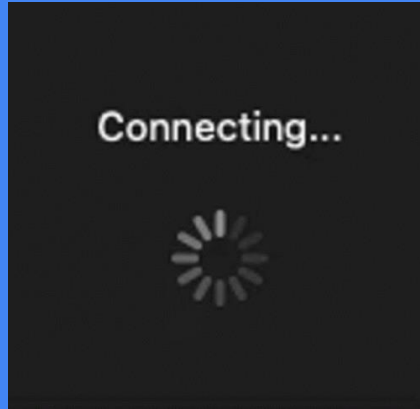
Remember the tricks!



To conclude:

Never use your real name online

Use a password with a mix of letters, numbers and symbols



Tell an adult if you see something you don't like

Tell, block, report

Check your sources

